

Report No.:

Test Time: 2025-10-08 14:58

Luminaire Property

Luminaire Manufacturer:

Luminaire Description: 24D

Luminous Width (mm): -96

Current: 0.173 A

Power Factor: 0.980

Luminous Length (mm): -96

Voltage: 227.4 V

Power: 38.70 W

Photometric Results

CIE Class: Direct

Measurement Flux: 5382.2 lm

Downward Ratio: 100%

Horizontal Diffuse Angle(50%): H33.2

Vertical Diffuse Angle(50%): V33.2

Luminaire Efficacy Rating (LER): 139.12

Max. Intensity: 12633.12 cd

S/MH(C0/C180): 0.55

Total Rated Lamp Lumens: 5382.2 lm

Efficiency: 100%

Upward Ratio: 0%

Central Intensity: 12609.24 cd

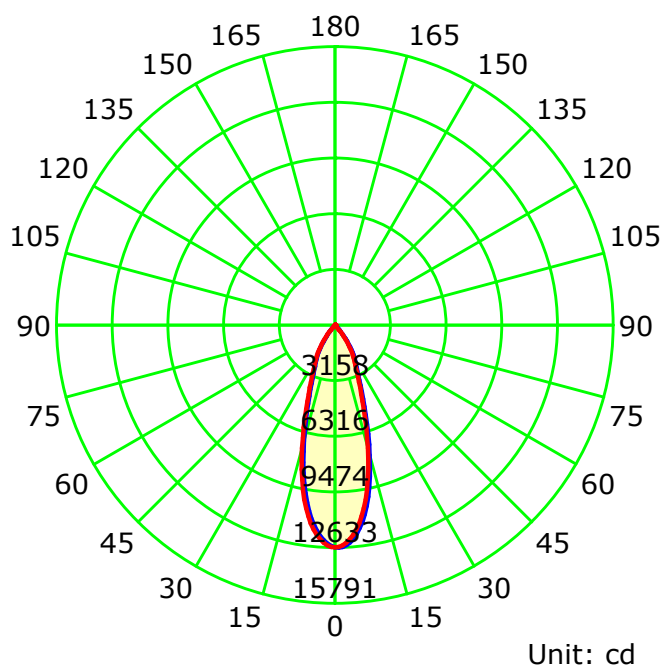
Pos of Max. Intensity: H0 V1

S/MH(C90/C270): 0.55

Picture Of Luminaire



Luminous Intensity Distribution Curve



— C0-C180 — C90-C270

C Plane (°):0.0-180.0: 180.0

Test Lab:

Test Type: TYPE C

Temperature:

Operator:

Gamma Plane (°):0.0-90.0:1.0

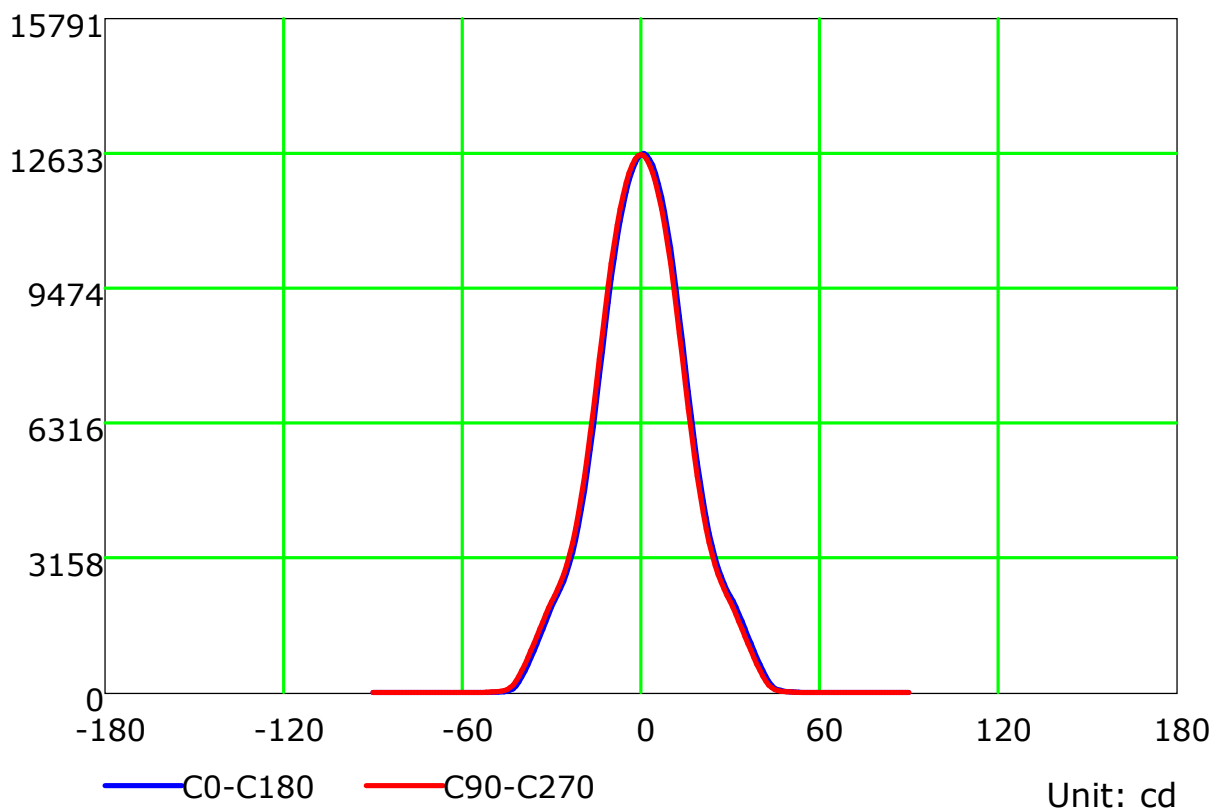
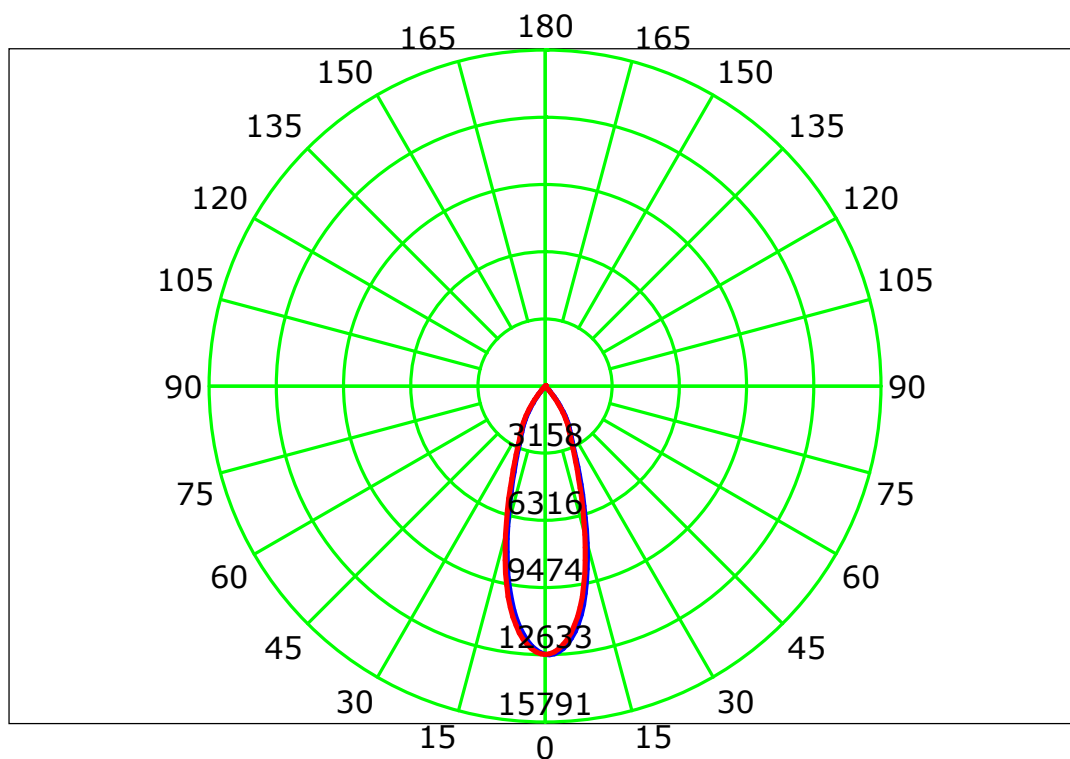
Test Device: CHL-6E

Distance: 2.905 m

Humidity:

Inspector:

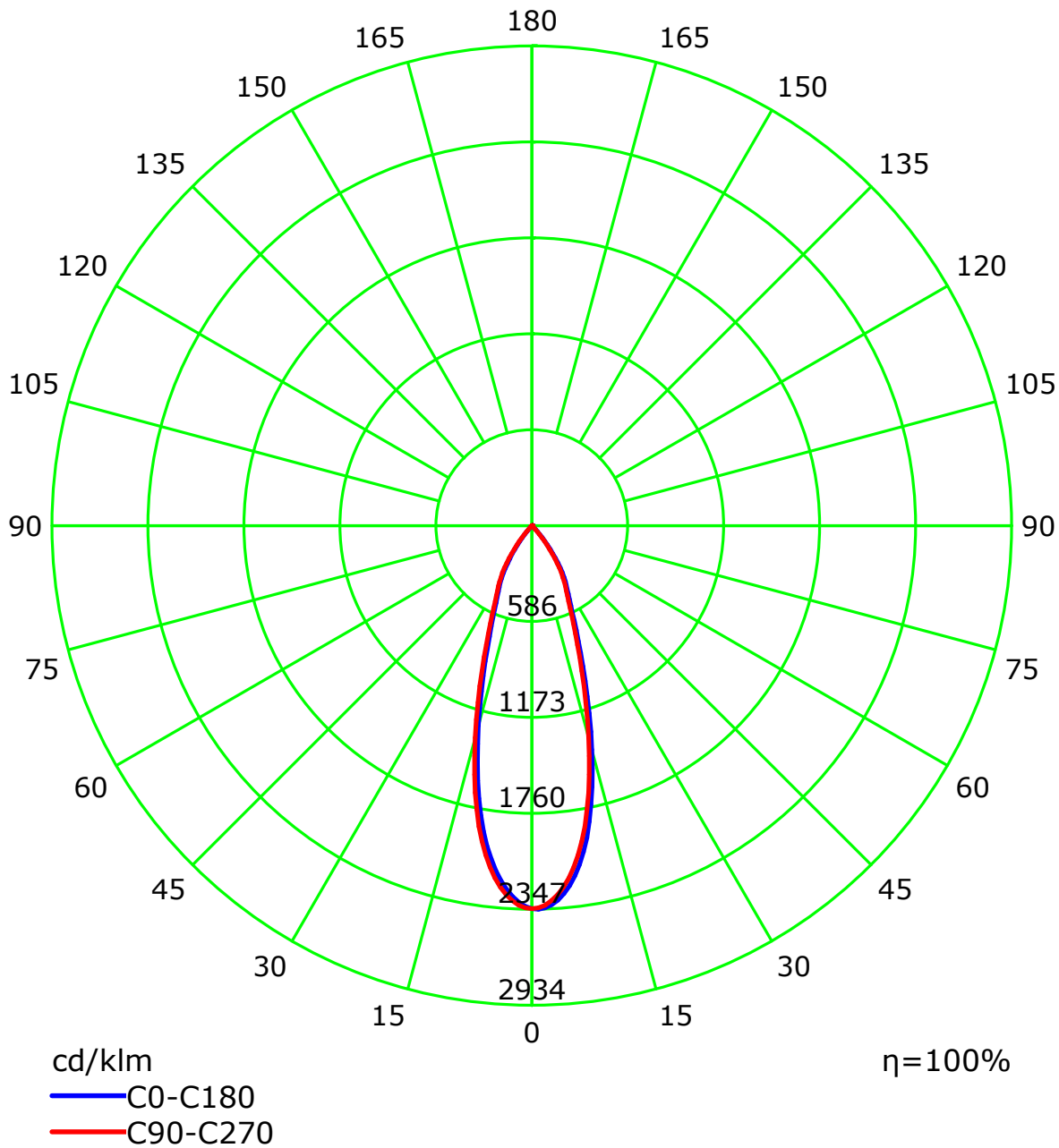
Luminous Intensity Distribution Curve



C Plane (°):0.0-180.0: 180.0
Test Lab:
Test Type: TYPE C
Temperature:
Operator:

Gamma Plane (°):0.0-90.0:1.0
Test Device: CHL-6E
Distance: 2.905 m
Humidity:
Inspector:

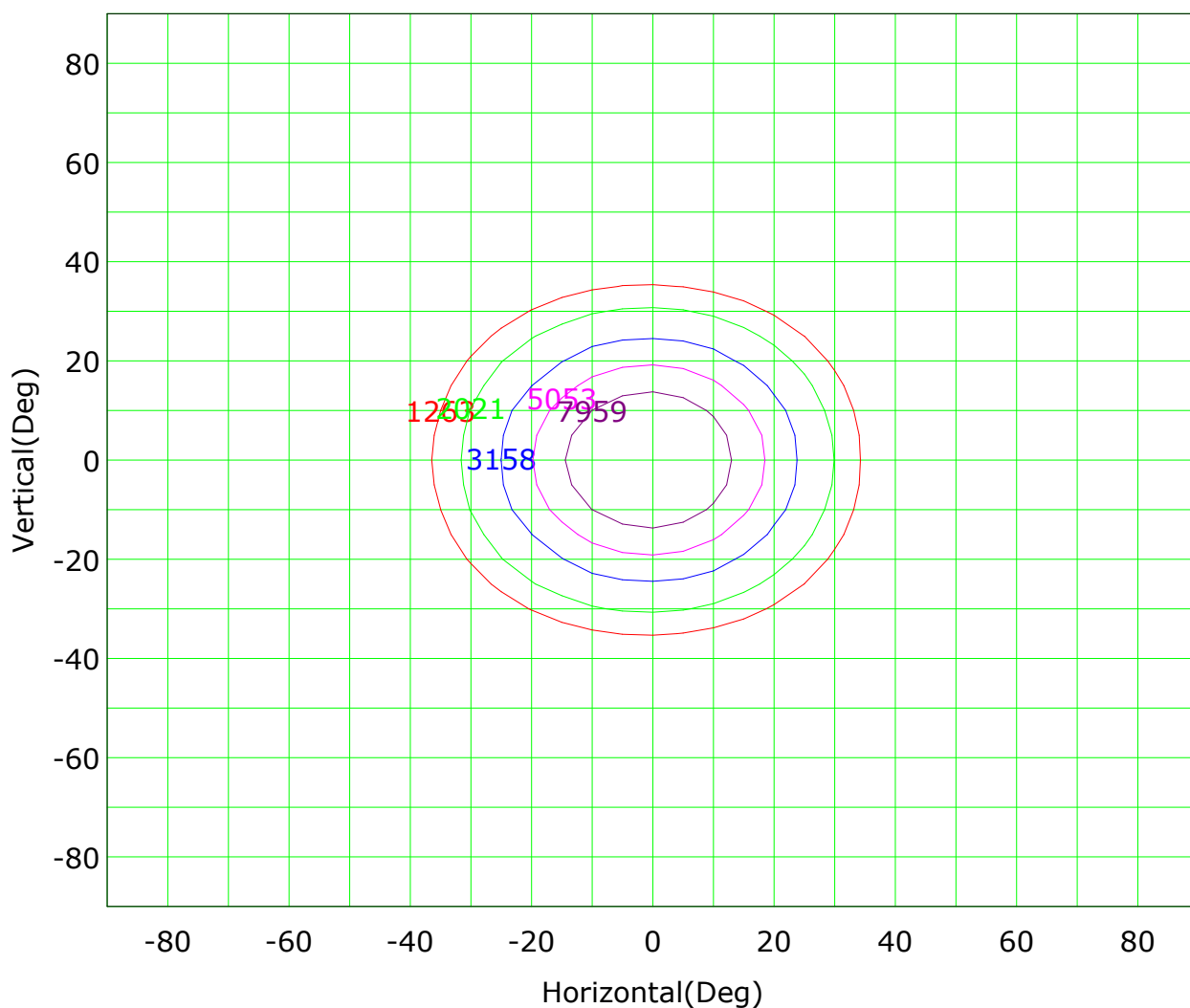
Luminous Intensity Distribution Curve(cd/klm)



C Plane (°):0.0-180.0: 180.0
Test Lab:
Test Type: TYPE C
Temperature:
Operator:

Gamma Plane (°):0.0-90.0:1.0
Test Device: CHL-6E
Distance: 2.905 m
Humidity:
Inspector:

Isocandela (rectangle)



Imax (100%): 12633 cd

(10%): 1263 cd	(16%): 2021 cd
(25%): 3158 cd	(40%): 5053 cd
(63%): 7959 cd	(100%): 12633 cd

C Plane (°):0.0-180.0: 180.0

Test Lab:

Test Type: TYPE C

Temperature:

Operator:

Gamma Plane (°):0.0-90.0:1.0

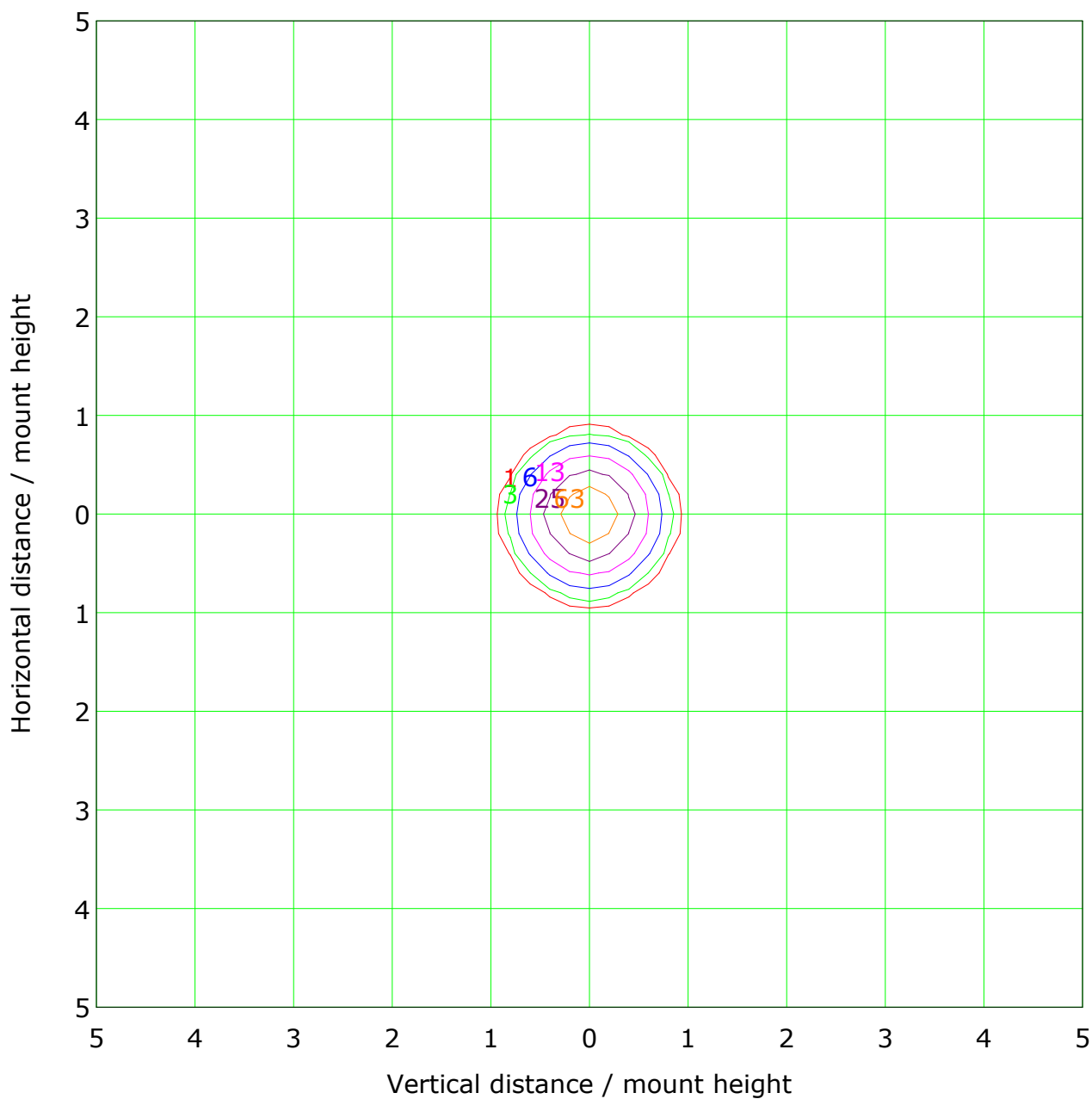
Test Device: CHL-6E

Distance: 2.905 m

Humidity:

Inspector:

IsoLux Plot



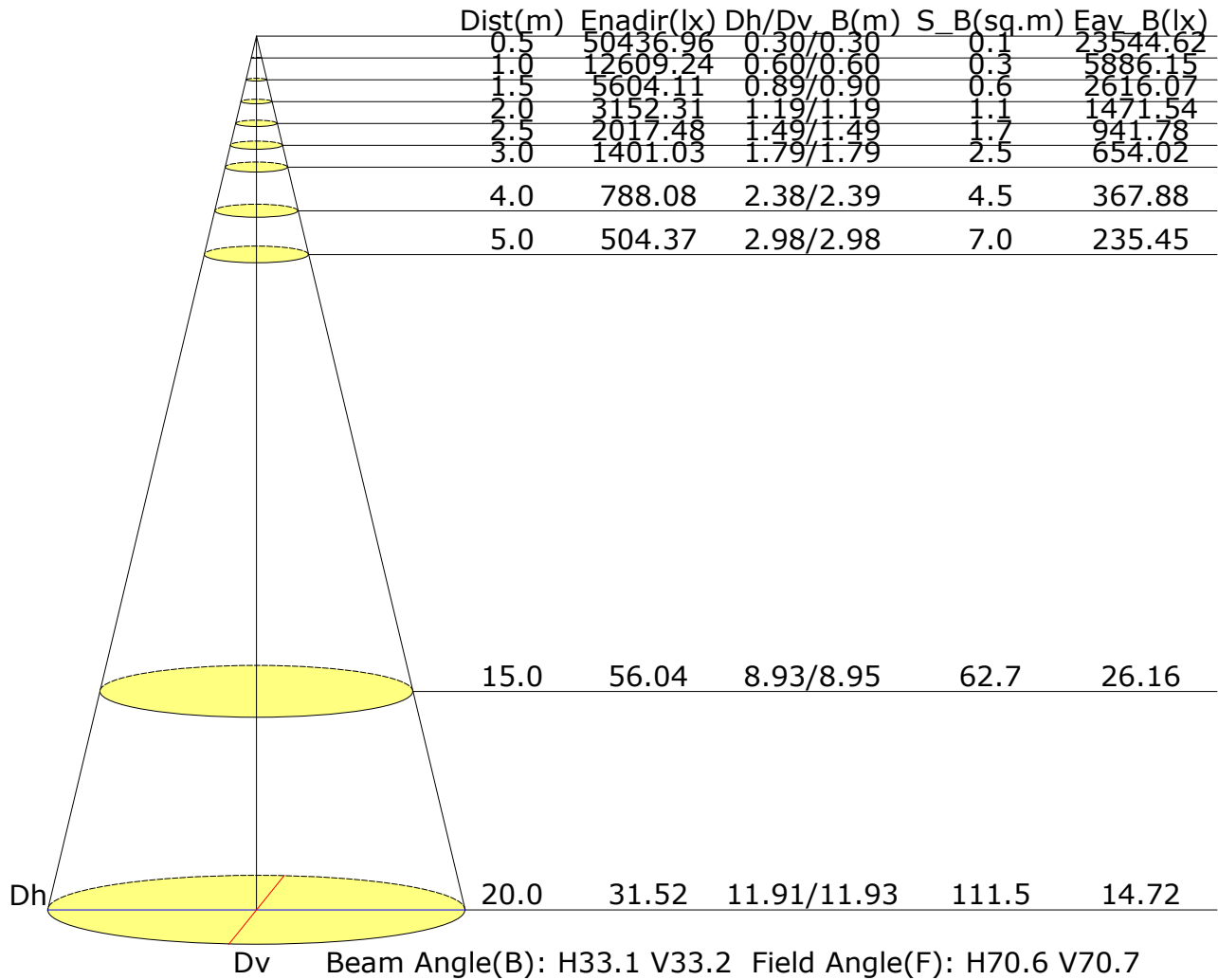
Mounting Height: 10.0m Max Lux(100%): 126.3 lx

(1%): 1.3 lx	(2%): 2.5 lx
(5%): 6.3 lx	(10%): 12.6 lx
(20%): 25.3 lx	(50%): 63.1 lx
(100%): 126.3 lx	

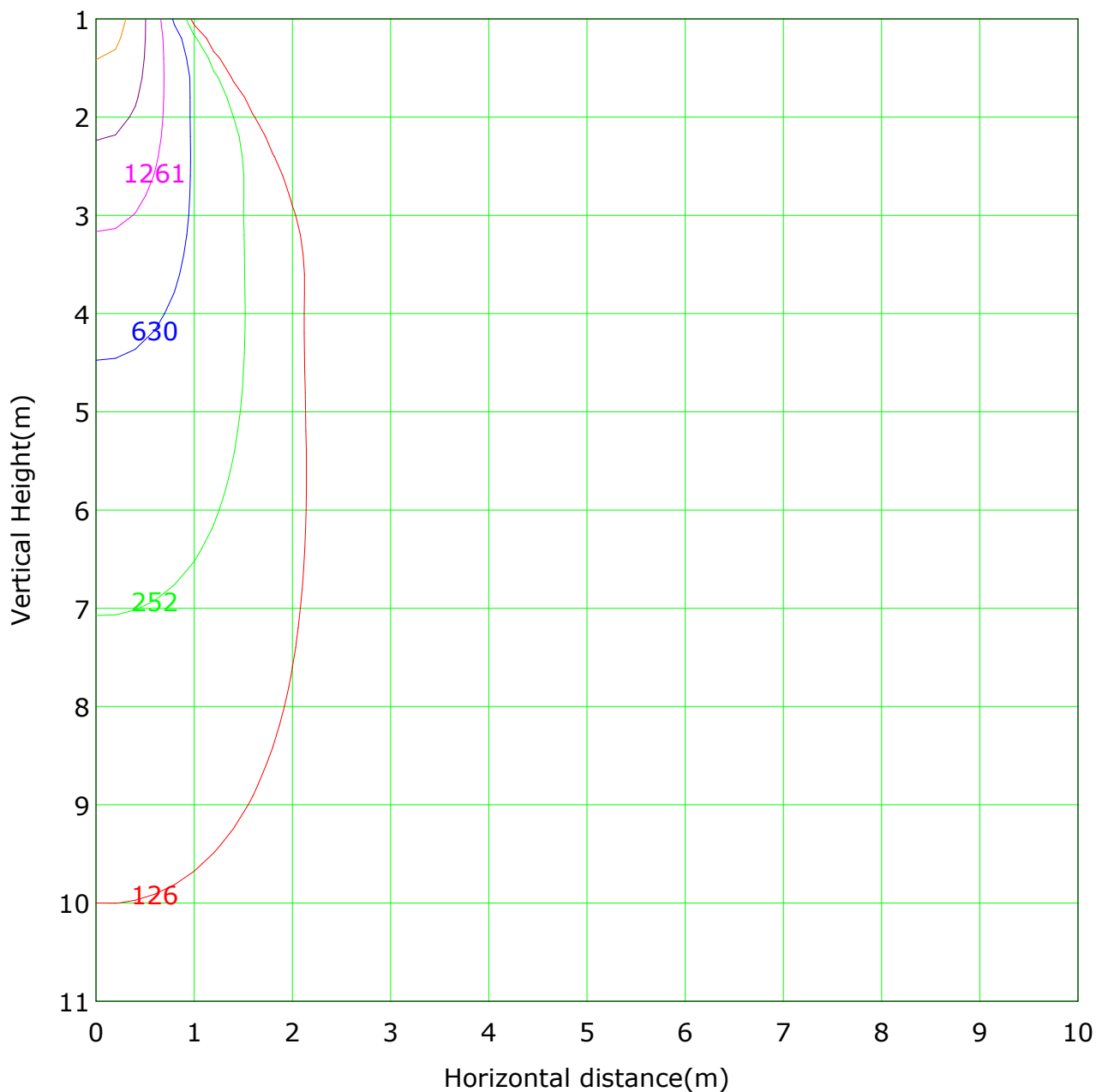
C Plane (°):0.0-180.0: 180.0
Test Lab:
Test Type: TYPE C
Temperature:
Operator:

Gamma Plane (°):0.0-90.0:1.0
Test Device: CHL-6E
Distance: 2.905 m
Humidity:
Inspector:

Illuminance at a Distance



Vertical IsoLux Plot



Lowest(m): 1.0m Highest(m): 11.0m Max Lux: 12609.2 lx
— (1%): 126.1 lx — (2%): 252.2 lx
— (5%): 630.5 lx — (10%):1260.9 lx
— (20%):2521.8 lx — (50%):6304.6 lx
— (100%):12609.2 lx

C Plane (°):0.0-180.0: 180.0
Test Lab:
Test Type: TYPE C
Temperature:
Operator:

Gamma Plane (°):0.0-90.0:1.0
Test Device: CHL-6E
Distance: 2.905 m
Humidity:
Inspector:

Area Flux Table


Unit: lm

Vertical plane													Only 100												
-90	0.0	0.0	0.0	0.0	0.0	0.0	0.0	0.0	0.0	0.0	0.0	0.0	0.0	0.0	0.0	0.0	0.0	0.0	0.0	0.0	0.0	0.0			
-80	0.0	0.0	0.0	0.0	0.0	0.0	0.0	0.0	0.0	0.0	0.0	0.0	0.0	0.0	0.0	0.0	0.0	0.0	0.0	0.0	0.0	0.0			
-70	0.0	0.0	0.0	0.0	0.0	0.0	0.0	0.0	0.0	0.0	0.0	0.0	0.0	0.0	0.0	0.0	0.0	0.0	0.0	0.0	0.0	0.0			
-60	0.0	0.0	0.0	0.0	0.0	0.0	0.0	0.0	0.0	0.0	0.0	0.0	0.0	0.0	0.0	0.0	0.0	0.0	0.0	0.0	0.0	0.0			
-50	0.0	0.0	0.0	0.0	0.0	0.0	0.0	0.0	0.0	0.0	0.0	0.0	0.0	0.0	0.0	0.0	0.0	0.0	0.0	0.0	0.0	0.0			
-40	0.0	0.0	0.0	0.0	0.0	0.0	0.0	0.0	0.0	0.0	0.0	0.0	0.0	0.0	0.0	0.0	0.0	0.0	0.0	0.0	0.0	0.0			
-30	0.0	0.0	0.0	0.0	0.0	0.0	0.0	0.0	0.0	0.0	0.0	0.0	0.0	0.0	0.0	0.0	0.0	0.0	0.0	0.0	0.0	0.0			
-20	0.0	0.0	0.0	0.0	0.0	0.0	0.0	0.0	0.0	0.0	0.0	0.0	0.0	0.0	0.0	0.0	0.0	0.0	0.0	0.0	0.0	0.0			
-10	0.0	0.0	0.0	0.0	0.0	0.0	0.0	0.0	0.0	0.0	0.0	0.0	0.0	0.0	0.0	0.0	0.0	0.0	0.0	0.0	0.0	0.0			
0	0.0	0.0	0.0	0.0	0.0	0.0	0.0	0.0	0.0	0.0	0.0	0.0	0.0	0.0	0.0	0.0	0.0	0.0	0.0	0.0	0.0	0.0			
10	0.0	0.0	0.0	0.0	0.0	0.0	0.0	0.0	0.0	0.0	0.0	0.0	0.0	0.0	0.0	0.0	0.0	0.0	0.0	0.0	0.0	0.0			
20	0.0	0.0	0.0	0.0	0.0	0.0	0.0	0.0	0.0	0.0	0.0	0.0	0.0	0.0	0.0	0.0	0.0	0.0	0.0	0.0	0.0	0.0			
30	0.0	0.0	0.0	0.0	0.0	0.0	0.0	0.0	0.0	0.0	0.0	0.0	0.0	0.0	0.0	0.0	0.0	0.0	0.0	0.0	0.0	0.0			
40	0.0	0.0	0.0	0.0	0.0	0.0	0.0	0.0	0.0	0.0	0.0	0.0	0.0	0.0	0.0	0.0	0.0	0.0	0.0	0.0	0.0	0.0			
50	0.0	0.0	0.0	0.0	0.0	0.0	0.0	0.0	0.0	0.0	0.0	0.0	0.0	0.0	0.0	0.0	0.0	0.0	0.0	0.0	0.0	0.0			
60	0.0	0.0	0.0	0.0	0.0	0.0	0.0	0.0	0.0	0.0	0.0	0.0	0.0	0.0	0.0	0.0	0.0	0.0	0.0	0.0	0.0	0.0			
70	0.0	0.0	0.0	0.0	0.0	0.0	0.0	0.0	0.0	0.0	0.0	0.0	0.0	0.0	0.0	0.0	0.0	0.0	0.0	0.0	0.0	0.0			
80	0.0	0.0	0.0	0.0	0.0	0.0	0.0	0.0	0.0	0.0	0.0	0.0	0.0	0.0	0.0	0.0	0.0	0.0	0.0	0.0	0.0	0.0			
90	0.0	0.0	0.0	0.0	0.0	0.0	0.0	0.0	0.0	0.0	0.0	0.0	0.0	0.0	0.0	0.0	0.0	0.0	0.0	0.0	0.0	0.0			
Flux(T)	0.0	0.0	0.0	0.1	5.8	109.4	363.3	804.4	1314.2	346.7	869.0	408.0	145.2	13.3	0.5	0.0	0.0	0.0	0.0	0.0	0.0	0.0			
Flux(E)	0.0	0.0	0.0	0.0	0.0	42.3	318.4	768.3	1279.1	311.6	834.0	366.4	77.7	0.0	0.0	0.0	0.0	0.0	0.0	0.0	0.0	0.0			
-90	-80	-70	-60	-50	-40	-30	-20	-10	0	10	20	30	40	50	60	70	80	90	Flux(T)	Flux(E)					
0.0	0.0	0.0	0.0	0.0	0.0	0.0	0.0	0.0	0.0	0.0	0.0	0.0	0.0	0.0	0.0	0.0	0.0	0.0	0.0	0.0	0.0				
0.0	0.0	0.0	0.0	0.0	0.0	0.0	0.0	0.0	0.0	0.0	0.0	0.0	0.0	0.0	0.0	0.0	0.0	0.0	0.0	0.0	0.0				
0.0	0.0	0.0	0.0	0.0	0.0	0.0	0.0	0.0	0.0	0.0	0.0	0.0	0.0	0.0	0.0	0.0	0.0	0.0	0.0	0.0	0.0				
0.0	0.0	0.0	0.0	0.0	0.0	0.0	0.0	0.0	0.0	0.0	0.0	0.0	0.0	0.0	0.0	0.0	0.0	0.0	0.0	0.0	0.0				
0.0	0.0	0.0	0.0	0.0	0.0	0.0	0.0	0.0	0.0	0.0	0.0	0.0	0.0	0.0	0.0	0.0	0.0	0.0	0.0	0.0	0.0				
0.0	0.0	0.0	0.0	0.0	0.0	0.0	0.0	0.0	0.0	0.0	0.0	0.0	0.0	0.0	0.0	0.0	0.0	0.0	0.0	0.0	0.0				
0.0	0.0	0.0	0.0	0.0	0.0	0.0	0.0	0.0	0.0	0.0	0.0	0.0	0.0	0.0	0.0	0.0	0.0	0.0	0.0	0.0	0.0				
0.0	0.0	0.0	0.0	0.0	0.0	0.0	0.0	0.0	0.0	0.0	0.0	0.0	0.0	0.0	0.0	0.0	0.0	0.0	0.0	0.0	0.0				
0.0	0.0	0.0	0.0	0.0	0.0	0.0	0.0	0.0	0.0	0.0	0.0	0.0	0.0	0.0	0.0	0.0	0.0	0.0	0.0	0.0	0.0				
0.0	0.0	0.0	0.0	0.0	0.0	0.0	0.0	0.0	0.0	0.0	0.0	0.0	0.0	0.0	0.0	0.0	0.0	0.0	0.0	0.0	0.0				
0.0	0.0	0.0	0.0	0.0	0.0	0.0	0.0	0.0	0.0	0.0	0.0	0.0	0.0	0.0	0.0	0.0	0.0	0.0	0.0	0.0	0.0				
0.0	0.0	0.0	0.0	0.0	0.0	0.0	0.0	0.0	0.0	0.0	0.0	0.0	0.0	0.0	0.0	0.0	0.0	0.0	0.0	0.0	0.0				
0.0	0.0	0.0	0.0	0.0	0.0	0.0	0.0	0.0	0.0	0.0	0.0	0.0	0.0	0.0	0.0	0.0	0.0	0.0	0.0	0.0	0.0				
0.0	0.0	0.0	0.0	0.0	0.0	0.0	0.0	0.0	0.0	0.0	0.0	0.0	0.0	0.0	0.0	0.0	0.0	0.0	0.0	0.0	0.0				
0.0	0.0	0.0	0.0	0.0	0.0	0.0	0.0	0.0	0.0	0.0	0.0	0.0	0.0	0.0	0.0	0.0	0.0	0.0	0.0	0.0	0.0				
0.0	0.0	0.0	0.0	0.0	0.0	0.0	0.0	0.0	0.0	0.0	0.0	0.0	0.0	0.0	0.0	0.0	0.0	0.0	0.0	0.0	0.0				
0.0	0.0	0.0	0.0	0.0	0.0	0.0	0.0	0.0	0.0	0.0	0.0	0.0	0.0	0.0	0.0	0.0	0.0	0.0	0.0	0.0	0.0				
0.0	0.0	0.0	0.0	0.0	0.0	0.0	0.0	0.0	0.0	0.0	0.0	0.0	0.0	0.0	0.0	0.0	0.0	0.0	0.0	0.0	0.0				
0.0	0.0	0.0	0.0	0.0	0.0	0.0	0.0	0.0	0.0	0.0	0.0	0.0	0.0	0.0	0.0	0.0	0.0	0.0	0.0	0.0	0.0				
0.0	0.0	0.0	0.0	0.0	0.0	0.0	0.0	0.0	0.0	0.0	0.0	0.0	0.0	0.0	0.0	0.0	0.0	0.0	0.0	0.0	0.0				
0.0	0.0	0.0	0.0	0.0	0.0	0.0	0.0	0.0	0.0	0.0	0.0	0.0	0.0	0.0	0.0	0.0	0.0	0.0	0.0	0.0	0.0				
0.0	0.0	0.0	0.0	0.0	0.0	0.0	0.0	0.0	0.0	0.0	0.0	0.0	0.0	0.0	0.0	0.0	0.0	0.0	0.0	0.0	0.0				
0.0	0.0	0.0	0.0	0.0	0.0	0.0	0.0	0.0	0.0	0.0	0.0	0.0	0.0	0.0	0.0	0.0	0.0	0.0	0.0	0.0	0.0				
0.0	0.0	0.0	0.0	0.0	0.0	0.0	0.0	0.0	0.0	0.0	0.0	0.0	0.0	0.0	0.0	0.0	0.0	0.0	0.0	0.0	0.0				
0.0	0.0	0.0	0.0	0.0	0.0	0.0	0.0	0.0	0.0	0.0	0.0	0.0	0.0	0.0	0.0	0.0	0.0	0.0	0.0	0.0	0.0				
0.0	0.0	0.0	0.0	0.0	0.0	0.0	0.0	0.0	0.0	0.0	0.0	0.0	0.0	0.0	0.0	0.0	0.0	0.0	0.0	0.0	0.0				
0.0	0.0	0.0	0.0	0.0	0.0	0.0	0.0	0.0	0.0	0.0	0.0	0.0	0.0	0.0	0.0	0.0	0.0	0.0	0.0	0.0	0.0				
0.0	0.0	0.0	0.0	0.0	0.0	0.0	0.0	0.0	0.0	0.0	0.0	0.0	0.0	0.0</											

C Plane (°):0.0-180.0: 180.0
Test Lab:
Test Type: TYPE C
Temperature:
Operator:

Gamma Plane (°):0.0-90.0:1.0
Test Device: CHL-6E
Distance: 2.905 m
Humidity:
Inspector:

The Average Illuminance Effective Figure



UGR Table

Reflectance:										
Ceiling (cavity)	0.7	0.7	0.5	0.5	0.3	0.7	0.7	0.5	0.5	0.3
Wall	0.5	0.3	0.5	0.3	0.3	0.5	0.3	0.5	0.3	0.3
Reference plane	0.2	0.2	0.2	0.2	0.2	0.2	0.2	0.2	0.2	0.2
Room dimensions	Viewed crosswise					Viewed endwise				
X=2H Y=2H	21.3	22.0	21.5	22.2	22.4	20.7	21.5	21.0	21.7	21.9
3H	21.1	21.8	21.4	22.0	22.3	20.6	21.3	20.9	21.5	21.7
4H	21.1	21.7	21.4	21.9	22.2	20.5	21.2	20.8	21.4	21.7
6H	21.0	21.6	21.3	21.8	22.1	20.4	21.0	20.8	21.3	21.6
8H	20.9	21.5	21.3	21.8	22.1	20.4	21.0	20.8	21.3	21.6
12H	20.9	21.4	21.3	21.7	22.1	20.4	20.9	20.7	21.2	21.5
X=4H Y=2H	21.1	21.7	21.4	21.9	22.2	20.5	21.2	20.8	21.4	21.7
3H	20.9	21.4	21.3	21.7	22.1	20.4	20.9	20.7	21.2	21.5
4H	20.8	21.3	21.2	21.6	22.0	20.3	20.8	20.7	21.1	21.5
6H	20.7	21.2	21.1	21.5	21.9	20.2	20.6	20.6	21.0	21.4
8H	20.7	21.1	21.1	21.5	21.9	20.2	20.5	20.6	20.9	21.3
12H	20.6	21.0	21.1	21.4	21.8	20.1	20.5	20.5	20.9	21.3
X=8H Y=4H	20.7	21.1	21.1	21.5	21.9	20.2	20.5	20.6	20.9	21.3
6H	20.6	20.9	21.1	21.3	21.8	20.1	20.4	20.5	20.8	21.3
8H	20.5	20.8	21.0	21.3	21.7	20.0	20.3	20.5	20.7	21.2
12H	20.5	20.7	21.0	21.2	21.7	20.0	20.2	20.5	20.7	21.2
X=12H Y=4H	20.6	21.0	21.1	21.4	21.8	20.1	20.5	20.5	20.9	21.3
6H	20.5	20.8	21.0	21.3	21.7	20.0	20.3	20.5	20.7	21.2
8H	20.5	20.7	21.0	21.2	21.7	20.0	20.2	20.5	20.7	21.2
Variations with the observer position at spacings:										
S=1.0H	+5.4/-26.7					+5.4/-30.3				
S=1.5H	+8.2/-1.\$					+8.2/-1.\$				
S=2.0H	+10.2/-1.\$					+10.2/-1.\$				

Calculate in accordance with CIE Pub.117. The table is revised with 5382lm ($8\log(F/F_0) = 5.8$).

C Plane (°):0.0-180.0: 180.0
Test Lab:
Test Type: TYPE C
Temperature:
Operator:

Gamma Plane (°):0.0-90.0:1.0
Test Device: CHL-6E
Distance: 2.905 m
Humidity:
Inspector:

FLUX DISTRIBUTION TABLE BASED ON THE IESNA LUMINAIRE CLASSIFICATION SYSTEM

	ZONE	LUMENS	% LAMP LUMENS
	FORWARD LIGHT	2784	51.7
	FL (0°-30°)	2287	42.5
	FM (30°-60°)	497	9.2
	FH (60°-80°)	0	0.0
	FVH (80°-90°)	0	0.0
	BACK LIGHT	2598	48.3
	BL (0°-30°)	2177	40.5
	BM (30°-60°)	421	7.8
	BH (60°-80°)	0	0.0
	BVH (80°-90°)	0	0.0
	UP LIGHT	0	0.0
	UL (90°-100°)	0	0.0
	UH (100°-180°)	0	0.0
	TRAPPED LIGHT	NA	NA

BUG(Backlight,Uplight,Glare) Rating Base On TM-15-07	
Asymmetrical Luminaire Types (Type I,II,III,IV)	B3 U0 G0
Quadrilateral Symmetrical Luminaire Types (Type V,Area Light)	B3 U0 G0

C Plane (°):0.0-180.0: 180.0
Test Lab:
Test Type: TYPE C
Temperature:
Operator:

Gamma Plane (°):0.0-90.0:1.0
Test Device: CHL-6E
Distance: 2.905 m
Humidity:
Inspector:

Zonal Lumen

Gamma [°]	I _{mean} [cd]	Zonal Flux [lm]	Sum Zonal Flux [lm]	Rel Zonal Flux [%]	Sum Rel Zonal Flux [%]
0.0-1.0	12597.7	12.1	12.1	0.22	0.22
1.0-2.0	12542.9	36.0	48.1	0.67	0.89
2.0-3.0	12431.6	59.5	107.5	1.10	2.00
3.0-4.0	12272.2	82.2	189.7	1.53	3.52
4.0-5.0	12063.3	103.8	293.5	1.93	5.45
5.0-6.0	11803.9	124.1	417.5	2.31	7.76
6.0-7.0	11496.0	142.7	560.3	2.65	10.41
7.0-8.0	11142.4	159.5	719.7	2.96	13.37
8.0-9.0	10740.8	174.1	893.8	3.23	16.61
9.0-10.0	10292.1	186.3	1080.1	3.46	20.07
10.0-11.0	9796.4	195.8	1275.9	3.64	23.71
11.0-12.0	9260.7	202.5	1478.4	3.76	27.47
12.0-13.0	8697.9	206.4	1684.8	3.84	31.30
13.0-14.0	8115.5	207.8	1892.6	3.86	35.16
14.0-15.0	7525.7	206.6	2099.2	3.84	39.00
15.0-16.0	6939.7	203.4	2302.6	3.78	42.78
16.0-17.0	6367.8	198.3	2500.9	3.68	46.47
17.0-18.0	5822.6	192.0	2692.9	3.57	50.03
18.0-19.0	5311.8	184.8	2877.7	3.43	53.47
19.0-20.0	4838.5	177.1	3054.8	3.29	56.76
20.0-21.0	4407.8	169.3	3224.1	3.15	59.90
21.0-22.0	4019.8	161.6	3385.7	3.00	62.91
22.0-23.0	3674.4	154.2	3539.9	2.86	65.77
23.0-24.0	3370.0	147.4	3687.2	2.74	68.51
24.0-25.0	3104.9	141.2	3828.4	2.62	71.13
25.0-26.0	2876.0	135.8	3964.2	2.52	73.65
26.0-27.0	2677.3	131.0	4095.2	2.43	76.09
27.0-28.0	2504.2	126.8	4222.0	2.36	78.44
28.0-29.0	2351.9	123.1	4345.1	2.29	80.73
29.0-30.0	2207.9	119.2	4464.3	2.22	82.95
30.0-31.0	2063.6	114.9	4579.1	2.13	85.08
31.0-32.0	1912.0	109.6	4688.7	2.04	87.12
32.0-33.0	1748.0	103.0	4791.7	1.91	89.03
33.0-34.0	1577.7	95.5	4887.2	1.77	90.80
34.0-35.0	1405.4	87.3	4974.5	1.62	92.42
35.0-36.0	1234.0	78.6	5053.1	1.46	93.88

C Plane (°):0.0-180.0: 180.0
Test Lab:
Test Type: TYPE C
Temperature:
Operator:

Gamma Plane (°):0.0-90.0:1.0
Test Device: CHL-6E
Distance: 2.905 m
Humidity:
Inspector:

Zonal Lumen (Continue 1)

Gamma [°]	I _{mean} [cd]	Zonal Flux [lm]	Sum Zonal Flux [lm]	Rel Zonal Flux [%]	Sum Rel Zonal Flux [%]
36.0-37.0	1066.2	69.5	5122.6	1.29	95.18
37.0-38.0	901.6	60.2	5182.8	1.12	96.30
38.0-39.0	741.8	50.6	5233.4	0.94	97.24
39.0-40.0	591.2	41.2	5274.7	0.77	98.00
40.0-41.0	452.9	32.3	5306.9	0.60	98.60
41.0-42.0	328.6	23.9	5330.8	0.44	99.05
42.0-43.0	222.9	16.5	5347.3	0.31	99.35
43.0-44.0	145.0	10.9	5358.3	0.20	99.56
44.0-45.0	91.6	7.0	5365.3	0.13	99.69
45.0-46.0	57.6	4.5	5369.8	0.08	99.77
46.0-47.0	40.4	3.2	5373.0	0.06	99.83
47.0-48.0	28.8	2.3	5375.4	0.04	99.87
48.0-49.0	20.4	1.7	5377.0	0.03	99.90
49.0-50.0	16.5	1.4	5378.4	0.03	99.93
50.0-51.0	12.6	1.1	5379.5	0.02	99.95
51.0-52.0	9.1	0.8	5380.3	0.01	99.96
52.0-53.0	7.4	0.6	5380.9	0.01	99.98
53.0-54.0	4.9	0.4	5381.3	0.01	99.98
54.0-55.0	3.5	0.3	5381.6	0.01	99.99
55.0-56.0	2.8	0.3	5381.9	0.00	99.99
56.0-57.0	1.4	0.1	5382.0	0.00	100.00
57.0-58.0	1.1	0.1	5382.1	0.00	100.00
58.0-59.0	0.7	0.1	5382.2	0.00	100.00
59.0-60.0	0.0	0.0	5382.2	0.00	100.00
60.0-61.0	0.0	0.0	5382.2	0.00	100.00
61.0-62.0	0.0	0.0	5382.2	0.00	100.00
62.0-63.0	0.0	0.0	5382.2	0.00	100.00
63.0-64.0	0.0	0.0	5382.2	0.00	100.00
64.0-65.0	0.0	0.0	5382.2	0.00	100.00
65.0-66.0	0.0	0.0	5382.2	0.00	100.00
66.0-67.0	0.0	0.0	5382.2	0.00	100.00
67.0-68.0	0.0	0.0	5382.2	0.00	100.00
68.0-69.0	0.0	0.0	5382.2	0.00	100.00
69.0-70.0	0.0	0.0	5382.2	0.00	100.00
70.0-71.0	0.0	0.0	5382.2	0.00	100.00
71.0-72.0	0.0	0.0	5382.2	0.00	100.00

C Plane (°):0.0-180.0: 180.0
Test Lab:
Test Type: TYPE C
Temperature:
Operator:

Gamma Plane (°):0.0-90.0:1.0
Test Device: CHL-6E
Distance: 2.905 m
Humidity:
Inspector:

Gamma Plane (°):0.0-90.0:1.0
Test Device: CHL-6E
Distance: 2.905 m
Humidity:
Inspector:

Candlepower Table

Unit: cd

G\C	C0.0	C180.0								
G0.0	12609.2	12609.2								
G1.0	12633.1	12539.0								
G2.0	12592.4	12407.0								
G3.0	12496.9	12230.1								
G4.0	12357.9	12004.0								
G5.0	12158.5	11733.0								
G6.0	11907.1	11417.0								
G7.0	11610.8	11049.1								
G8.0	11263.9	10646.0								
G9.0	10867.9	10185.4								
G10.0	10425.5	9689.7								
G11.0	9921.4	9149.0								
G12.0	9385.0	8587.3								
G13.0	8823.2	7996.1								
G14.0	8240.5	7402.1								
G15.0	7639.4	6820.7								
G16.0	7052.4	6246.3								
G17.0	6465.4	5707.1								
G18.0	5917.7	5200.1								
G19.0	5405.2	4724.1								
G20.0	4927.7	4297.2								
G21.0	4492.4	3913.8								
G22.0	4097.8	3575.4								
G23.0	3742.5	3281.9								
G24.0	3432.1	3023.5								
G25.0	3165.3	2798.8								
G26.0	2932.2	2607.8								
G27.0	2728.6	2440.7								
G28.0	2551.6	2296.0								
G29.0	2397.1	2162.6								
G30.0	2265.1	2006.8								
G31.0	2147.2	1835.4								
G32.0	2003.9	1661.3								
G33.0	1841.0	1485.8								
G34.0	1675.3	1308.8								
G35.0	1501.2	1136.1								
G36.0	1327.1	971.8								

C Plane (°):0.0-180.0: 180.0

Test Lab:

Test Type: TYPE C

Temperature:

Operator:

Gamma Plane (°):0.0-90.0:1.0

Test Device: CHL-6E

Distance: 2.905 m

Humidity:

Inspector:

Candlepower Table (Continue 1)

Unit: cd

G\C	C0.0	C180.0								
G37.0	1157.2	808.9								
G38.0	988.6	651.6								
G39.0	822.9	504.1								
G40.0	667.0	370.7								
G41.0	522.4	251.4								
G42.0	386.2	154.5								
G43.0	266.8	84.3								
G44.0	169.9	59.0								
G45.0	101.1	36.5								
G46.0	71.6	21.1								
G47.0	53.4	15.4								
G48.0	33.7	12.6								
G49.0	25.3	9.8								
G50.0	21.1	9.8								
G51.0	15.4	4.2								
G52.0	12.6	4.2								
G53.0	11.2	1.4								
G54.0	7.0	0.0								
G55.0	7.0	0.0								
G56.0	4.2	0.0								
G57.0	1.4	0.0								
G58.0	2.8	0.0								
G59.0	0.0	0.0								
G60.0	0.0	0.0								
G61.0	0.0	0.0								
G62.0	0.0	0.0								
G63.0	0.0	0.0								
G64.0	0.0	0.0								
G65.0	0.0	0.0								
G66.0	0.0	0.0								
G67.0	0.0	0.0								
G68.0	0.0	0.0								
G69.0	0.0	0.0								
G70.0	0.0	0.0								
G71.0	0.0	0.0								
G72.0	0.0	0.0								
G73.0	0.0	0.0								

C Plane (°):0.0-180.0: 180.0

Test Lab:

Test Type: TYPE C

Temperature:

Operator:

Gamma Plane (°):0.0-90.0:1.0

Test Device: CHL-6E

Distance: 2.905 m

Humidity:

Inspector:

Unit: cd

Inspector: